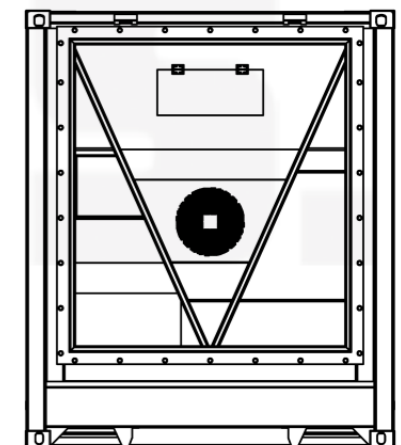
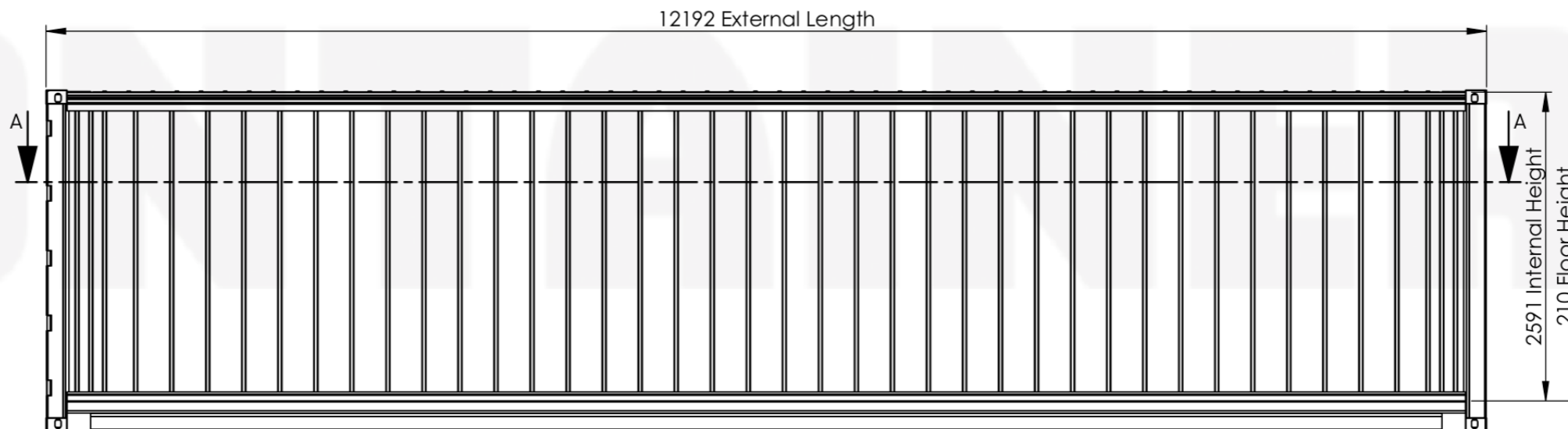
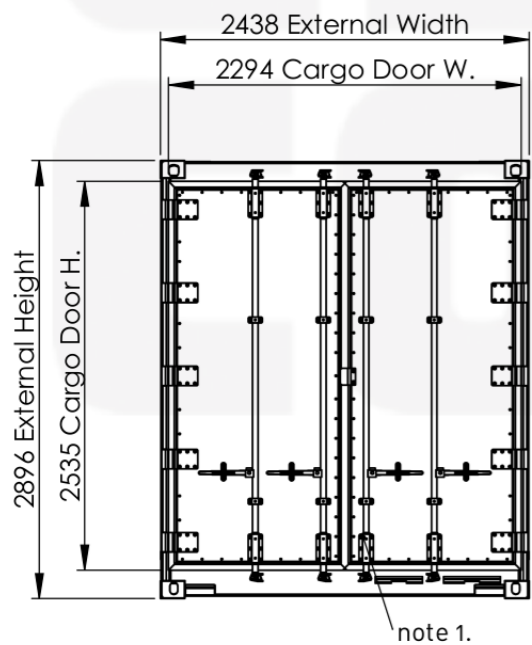
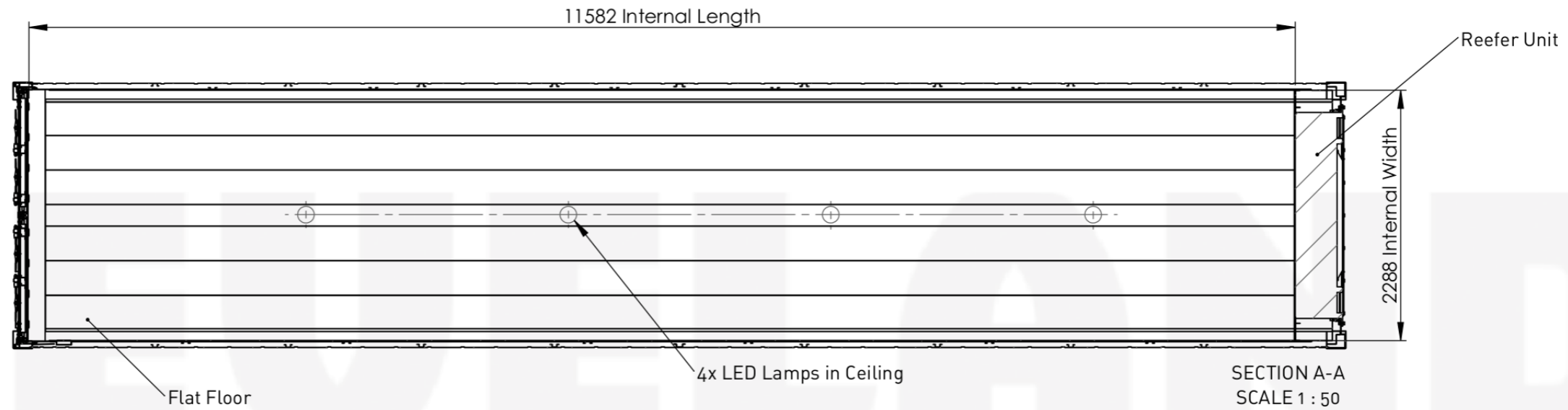


Max. Gross Weight	34,000 KG	74,960 LBS
Container Weight (Reefer Unit)	4,060 (380) KG	8,950 (838) LBS
Max. Payload	29,560 KG	65,170 LBS
Cubic Capacity	68.7 m ³	2,430 ft ³
Floor Area	26.5 m ²	285 ft ²
Insulation Density	40 - 55 kg/m ³	2.5 - 3.4 lb/ft ³
Floor Strength	7,260 KG	16,000 LBS

Notes:

1. Cargo doors as standard. Some models may include a 'butchers' door, either in lieu of the cargo doors, or recessed behind. The butchers door will reduce internal length by approx. 200mm. Units with butchers door will include integrated panic alarm systems, emergency lighting above the doorm, and automatic reefer cut-off switches to cease operation when the door is opened, among other features. Please contact Cleveland Containers for more info.



	NAME	SIGNATURE	DATE
DRAWN	JM		29/01/2019
APPV'D			

Preliminary Drawing for Information Only	
REVISION:	DO NOT SCALE DRAWING
PROJECT:	Cleveland Containers Standard Containers
DESCRIPTION:	40' Refrigerated Container High Cube Hire Specification
	A3
© 2019 Cleveland Containers	SCALE: 1:50 (UNLESS STATED OTHERWISE) SHEET 1 OF 1